

Grow your creativity this spring with our exciting selection of courses and workshops.

There are so many ways to get involved, from a **Print Studio Tour** or **Taster Session**, to our new lo-fi printmaking classes, which use recycled materials and found objects, and a wide variety of one-day workshops.

If you want to dive deeper into a new process, take a look at our weekend and evening classes. There are printmaking favourites including **Wood Engraving** and **Collagraphy**, digital classes and our brand new **Hardcover Bookbinding with Suminagashi Decoration**.

If you're having trouble finding a course that suits your schedule, we also offer one-to-one tuition - take a look at our website for more information.


Get Creative April - June 2024

NEW: Hardcover Bookbinding with Suminagashi Decoration

Starts Wed 10 April (Six-week course)

18:00–20:30 | £195 (£180)

Learn how to construct hardcovers using board, book cloth and papers decorated in class using Suminagashi, a Japanese marbling technique. You will then combine these elements to create beautiful hardcover books.



Print Studio Tour

Thu 11 April

17:30 - 18:30 | Free

Join us for a tour of our state-of-the-art Print Studio to learn more about what happens in the studio and find out about the many different printmaking techniques that our studio users, visiting artists and Get Creative class participants use to create artworks.



Taster Session

Sat 13 April (One-day workshop)

13:00–16:00 | £50

If you're not sure which one of our courses to try, this taster session is for you! We'll explain the main types of printing available, such as etching, relief printing, screen printing and photography, and you'll get the opportunity to talk to staff and have a go at some simple techniques.



MiScreen: Digital Desktop Screen Printing

Sun 14 April (One-day course)

10:30–17:30 | £120 (£105)

This process allows you to make incredibly detailed images onto screen mesh, which you can then print by hand, without the need for chemical solutions, separations or excessive use of water and energy. Create a screen printed digital 'collage' of layered imagery.



Book online at **www.dca.org.uk** or call on **01382 432 444**

Get Creative April - June 2024

Collagraphy

Starts Tue 16 April (Four-week course)

18:00–20:30 | £175 (£160)

Collagraphy is the original recycling technique, using card, textures and materials collaged together to make versatile and effective printing plates that can be printed as intaglio or relief. This printmaking technique produces rich, sculptured surface prints.



Adobe Illustrator

Starts Wed 17 April (Four-week course)

18:00–20:30 | £175 (£160)

Used by creatives right across the art and design industries, Illustrator is one of Adobe's most adaptable software packages. In this course you will be taught by an experienced graphic designer on how to create designs for either print or screen, using the many applications Illustrator has to offer.



Signwriting

Sat 20 & Sun 21 April (Two-day course)

10:30–16:30 | £175 (£160)

Join expert Brian Robertson to learn basic brush-handling skills, illustrative work and gold-leaf or glass gilding. This introductory course covers brushes, paints, mahlsticks, pounce patterns and tracings, chinks, tapes, letterform layout and hand-drawing of Sans Serif, Roman and Casual Scripts.



Introduction to Digital Photography

Sat 20 & Sun 21 April (Two-day course)

12:00–17:00 | £175 (£160)

Unlock the creative potential of your camera and take control of your photos. This two-day course will explain the benefits of learning how to adjust your camera settings to suit different environments. You will learn how to achieve correct exposure, improve your colours, and much more.



Introduction to Screen Printing

Sat 27 April (One-day workshop)

10:30–17:00 | £120 (£105)

In this one-day class you will learn how to create wonderfully colourful and graphic prints using hand-cut paper stencils. This class is the perfect introduction to the screen printing process and will give you the basic skills needed to move onto more advanced screen printing courses.



Photography Forum

Sat 27 April | Sat 25 May | Sat 29 June

11:00–13:30 | Free

If you're a keen photographer and would like to share your work or you'd like to meet other photographers and see their photos, then join our Photography Forum. This informal, friendly group of enthusiasts meet regularly at DCA to share their images and thoughts on all things photography.




Book online at www.dca.org.uk or call on **01382 432 444**

Create Your Own Pinhole Camera

Sun 28 April (One-day workshop)

10:30–17:00 | £120 (£105)

Join artist Kit Martin to learn the basics of pinhole photography. Construct your own cardboard camera and use it to take photographs before learning about the magical chemical process of developing black and white prints in a traditional darkroom.



GoccoPro Screen Printing

Starts Thu 2 May (Three-week course)

18:00–20:30 | £120 (£105)

The GoccoPro digital screen maker is a new generation of equipment from the Riso company which perforates images onto printing stencils. It radically reduces the need for the photo emulsions, tape, separations, water and energy used in the traditional screen making process.



Introduction to Mono Printing

Sat 4 May (One-day workshop)

10:30–17:30 | £120 (£105)

This one-day class is perfect for beginners and a great introduction to the world of printmaking. Printmaker Anupa Gardiner will demonstrate various mono printing techniques using specialist equipment, layering up inked stencils with painted and drawn marks to create unique one-off prints.



Introduction to Lino Cutting

Sun 5 May (One-day workshop)

10:30–17:30 | £120 (£105)

Catering to people who would like to learn the basic stages of lino cutting, this is a great course for beginners. Learn how to use specialist tools to create intricate hand-carved blocks, which will then be printed on a vintage press to create your own lino prints to take home.



Mezzotint

Sat 11 May (One-day workshop)

10:30–17:00 | £120 (£105)

Explore this monochrome intaglio process. Meaning 'halftone' in Italian, Mezzotint creates a small plate which prints a famously rich black tone. Learn how to work from dark to light, 'burnishing' back areas of a Mezzotint copper plate to then print atmospheric images.




Black & White Photography: Darkroom for Beginners

Sat 11 & Sun 12 May | Sat 22 & Sun 23 June (Two-day course)

12:00–17:00 | £175 (£160)

Learn how to process your black and white film, make contact sheets and explore black and white printing in a traditional darkroom. Bring an exposed film with you and our expert tutor will teach you all the stages of film development.



Introduction to Wood Engraving

Sun 12 May (One-day workshop)

10:30–16:30 | £120 (£105)

Join expert wood engraver Beth Robertson for this one-day class. Beth will show you how to create designs using traditional wood engraving tools onto an end grain practice block as well as a resin block. From these blocks you will then print wonderful repeat patterns onto Japanese paper.



Tetra Pak Dry Point Printing

Sat 18 May (One-day workshop)

10:30–16:00 | £70

Learn how to do dry point printing the lo-fi way using recycled Tetra Pak cartons and achieve very fine line drawings or textured areas. This is a perfect course for both beginners and intermediate printmakers, and you will leave with a collection of wonderfully detailed intaglio prints.



Screen Printing (Intermediate)

Starts Wed 22 May (Four-week course)

18:00–20:30 | £175 (£160)

Develop your screen printing skills using photographic techniques and power-assisted screen printing tables. This course is for those who have completed Introduction to Screen Printing or similar and covers all aspects of how to construct a screenprint using images from photo stencils.



Japanese Woodblock Printing

Sat 25 & Sun 26 May (Two-day course)

10:30–17:30 | £175 (£160)

Step back in time into the intriguing world of Japan's Edo Period, and gain an insight into the mysteries of 'Ukiyo-e' woodblock prints with artist Campbell Sandilands. Learn how to prepare and cut woodblocks and use them to create your own prints.



Introduction to Adobe Lightroom

Sat 25 & Sun 26 May (Two-day course)

12:00–17:00 | £175 (£160)

Lightroom is a streamlined photo-retouching and organisational software from the makers of Photoshop. It takes all the photo-specific functions and puts them in an easy to use package. Learn how to import, sort, edit, adjust and export finished files, along with how to create print and web templates.



Introduction to Etching

Sat 1 June (One-day workshop)

10:30–17:00 | £120 (£105)

Learn the basics of etching aluminium in this one-day workshop. You will explore the inking process using a variety of colours, deckled edged paper and Chine Colle, and leave with a small edition of prints. No previous art experience is needed and all materials will be provided.

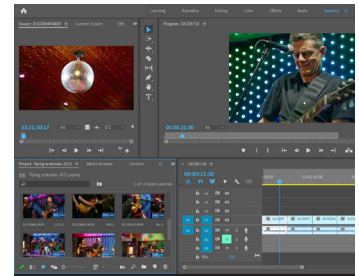


Digital Video Editing with Adobe Premiere Pro

Sat 1 & Sun 2 June (Two-day course)

11:00–17:00 | £175 (£160)

This hands-on video editing course covers the basic skills of cutting and assembling digital footage using industry standard software. During the course you'll learn to apply a range of video editing techniques to enhance your skills and take your video projects to the next level.




Wood Engraving

Starts Tue 4 June (Four-week course)

18:00–20:30 | £175 (£160)

Join expert wood engraver Beth Robertson and learn how to work with this beautiful form of printmaking that uses fine engraving tools to create intricately detailed designs. Create images by cutting into the surface of the end grain of box, lemon or cherry wood.



Riso Printing (Beginners)

Starts Thu 6 June (Three-week course)

18:00–20:30 | £120 (£105)

Learn all about the wonderful world of Risograph printing and these amazing Japanese designed machines. This fast paced process uses soy-based inks and recycled paper. Use a variety of hand drawn techniques and collage to create richly-coloured, multi-layered prints.




Mokulito: Japanese Wood Lithography

Sat 8 & Sun 9 June (Two-day course)

10:30–17:30 | £175 (£160)

A form of lithography developed in Japan in the 1970s, this process replaces the stone matrix surface with wood. Join artist Susannah Oliver to learn how to make prints using this wonderful process that infuses the unique grain of the wood along with the hand-painted marks and incisions of the artist.



Introduction to Adobe Photoshop

Sat 8 & Sun 9 June (Two-day course)

12:00–17:00 | £175 (£160)

Explore and start using the wide range of possibilities for creating images as well as enhancing and working with photographs and digital images. You will learn how to use the programme tools, filters and features for colour and tone correction, cutting and pasting, applying special effects and more.



NEW: Soft Ground Etching with Feathers

Sat 15 June (One-day workshop)

10:30–16:00 | £70

Bring a feather and use it to create an edition of beautiful prints. Whether you have some knowledge of etching or you're a complete beginner, this lo-fi method of printmaking is fun and creates great results. You will learn how to prepare small zinc plates and then use them to create feather prints.




Creative Design and Layouts with Adobe InDesign

Sat 15 & Sat 22 June (Two-week course)

11:00–17:00 | £175 (£160)

Led by a professional graphic designer with several years of experience in publishing, this course is perfect for beginners. You'll learn how to set up page dimensions, insert copy, type set, use tools, add colours, import images, save work in various file formats and all other basic aspects of Adobe InDesign.



Japanese Brush Calligraphy

Sun 16 June (One-day workshop)

10:30–17:30 | £120 (£105)

Gain an insight into the ancient art form of 'Shodo', the 'Way of the Brush', with artist Campbell Sandilands. Experience an ink grinding meditation, draw a Zen circle, try numerous characters using different styles of calligraphy, and learn to use various kinds of brushes.



Introduction to Letterpress

Sat 22 June (One-day workshop)

10:30–17:30 | £120 (£105)

Learn the basics of setting moveable wooden and metal type, and using Adana, Quarto and Albion presses to print your own verses. We'll take you through all the different stages, from hand-setting type and locking into a frame for printing to how to identify problems and find suitable remedies.



Reduction Lino Printing

Sat 29 & Sun 30 June (Two-day course)

10:30–17:30 | £175 (£160)

Led by expert lino artist Liz Myhill, explore a variety of methods to produce single and multiple colour prints. Covering use of tools, equipment and techniques for reduction and multi-block printing, you'll finish the course with a small portfolio of prints.



EXHIBITION: 25 Years in Print

Sat 23 & Sun 24 March

Centrespace | Sat: 11:00-15:00, Sun: 11:00-18:00 | Free, drop-in

Part of DCA's 25th birthday celebrations, this exhibition will bring together works produced in DCA Print Studio as part of DCA's Editions programme and as part of residencies, partnerships and commissions, in the most extensive display of these works to date.

Artists whose work will be featured include Andrew Black, Martin Boyce, Annalee Davis, Katy Dove, Ilana Halperin, Scott Myles, Lucy Skaer, Rae-Yen Song, Cara Tolmie, Matthew Arthur Williams, Jane & Louise Wilson and Clare Woods, and all prints will be available to buy.

