

Spend time in the bright space of DCA Print Studio and learn a new creative skill at one of our courses. From one-day workshops and introductory classes to intermediate courses and a brand new masterclass, there's something for everyone.

New for summer, we're creating painterly prints at our **Watercolour Mono Printing** workshop. This lo-fi method is a fun introduction and a great place to start on your printmaking journey. For those who want to try a more in-depth process, we're delving into **Stone Lithography** at our three-day our masterclass with local artist Calum Wallis.

There are lots of other printmaking techniques to try, including favourites like screen printing and riso printing, as well as classes in photography and design.

## Get Creative July - September 2025

---

### Tetra Pak Dry Point Printing

Sat 5 July (One-day workshop)

10:30–16:00 | £75

Learn how to do dry point printing the lo-fi way using recycled Tetra Pak cartons, and achieve very fine line drawings or textured areas. This is the perfect course for both beginners and intermediate printmakers, and you'll leave with a collection of wonderfully detailed intaglio prints.



### Introduction to Screen Printing

Sat 12 July | Sat 23 August (One-day workshop)

10:30–17:00 | £130 (£115)

Learn how to create colourful and graphic prints using hand-cut paper stencils. This class is the perfect introduction to the screen printing process and will give you the basic skills needed to move onto more advanced screen printing courses.



### Introduction to Laser Cutting

Sat 19 July (One-day workshop)

10:30–17:30 | £130 (£115)

Learn how to laser-cut and engrave hand-drawn, computer-generated, and photographic images onto different materials, such as paper, wood and Perspex. This course is perfect for artists, designers and individuals who want to explore using CNC technology for printmaking.



### Signwriting

Sat 26 & Sun 27 July (Two-day course)

10:30–16:30 | £195 (£180)

Join expert Brian Robertson to learn basic brush-handling skills, illustrative work and gold-leaf or glass gilding. This introductory course covers brushes, paints, mahlsticks, pounce patterns and tracings, chalks, tapes, letterform layout and hand-drawing of Sans Serif, Roman and Casual Scripts.



---

Book online at [www.dca.org.uk](http://www.dca.org.uk) or call on **01382 213 610**

## Get Creative July - September 2025

---

### Photography Forum

**Sat 26 July | Sat 30 August | Sat 27 September**  
**11:00–13:30 | Donate What You Can, £0-£8**

If you're a keen photographer and would like to share your work or you'd like to meet other photographers and see their photos, then join our Photography Forum. This informal, friendly group of enthusiasts meet monthly at DCA to share their images and thoughts on all things photography.



### Riso Printing (Beginners)

**Starts Tue 29 July | Starts Thu 25 September (Two-week course)**  
**18:00–20:30 | £75**

Learn all about the wonderful world of Risograph printing and these amazing Japanese designed machines. This fast paced process uses soy-based inks and recycled paper. Use a variety of hand-drawn techniques and collage to create richly-coloured, multi-layered prints.



### Soft Ground Etching with Feathers

**Sat 2 August (One-day workshop)**  
**10:30-16:00 | £75**

Bring a feather and use it to create an edition of beautiful prints. Whether you have some knowledge of etching or you're a complete beginner, this lo-fi method of printmaking is fun and creates great results. You will learn how to prepare small zinc plates and then use them to create feather prints.



### Introduction to Wood Engraving

**Sun 3 August (One-day workshop)**  
**10:30–16:30 | £130 (£115)**


Join expert wood engraver Beth Robertson for this one-day class. Beth will show you how to create designs using traditional wood engraving tools onto an end grain practice block as well as a resin block. From these blocks you will then print wonderful repeat patterns onto Japanese paper.



### Hardcover Bookbinding with Suminagashi Decoration

**Starts Wed 6 August (Four-week course)**  
**18:00–20:30 | £195 (£180)**

Learn how to construct hardcover books using board, book cloth and paper. You'll use Suminagashi, a Japanese marbling technique, to create beautiful and unique covers, then learn how to bind it together with pages to create a finished book that can be used as a journal, sketchbook or scrapbook.



### Introduction to Adobe Lightroom

**Sat 9 & Sun 10 August (Two-day course)**  
**12:00–17:00 | £195 (£180)**

Lightroom is a streamlined photo-retouching and organisational software from the makers of Photoshop. It takes all the photo-specific functions and puts them in an easy to use package. Learn how to import, sort, edit, adjust and export finished files, along with how to create print and web templates.



---

Book online at [www.dca.org.uk](http://www.dca.org.uk) or call on **01382 213 610**

## Get Creative July - September 2025

### **NEW! Masterclass: Stone Lithography**

**Fri 15 - Sun 17 August (Three-day masterclass)**

**10:00–17:30 | £315**

Spend three days exploring the art of stone lithography. The process involves drawing directly onto a stone and then using this to take prints from. The course will begin with an artist talk and introduction. You will then be guided through the different stages of the process to create your own print.



### **GoccoPro Screen Printing**

**Starts Tue 19 August (Three-week course)**

**18:00–20:30 | £130 (£115)**

The GoccoPro digital screen maker is a new generation of equipment from the Riso company which perforates images onto printing stencils. It radically reduces the need for the photo emulsions, tape, separations, water and energy used in the traditional screen making process.



### **Introduction to Etching**

**Starts Thu 21 August (Two-week course)**

**18:00–20:30 | £130 (£115)**

Get to grips with the basics of etching in this two-week course. You'll learn how to prepare a metal plate for etching by filing and polishing, then applying a wax hard ground to the surface for drawing onto. You'll then use this to print with and leave with a small edition of prints.



### **Mokulito: Japanese Wood Lithography**

**Sat 23 & Sun 24 August (Two-day course)**

**10:30–17:30 | £195 ( £180)**

A form of lithography developed in Japan in the 1970s, this process replaces the stone matrix surface with wood. Learn how to make prints using this wonderful process that infuses the unique grain of the wood along with the hand-painted marks and incisions of the artist.



### **NEW! Watercolour Mono Printing**

**Sat 30 August (One-day workshop)**

**10:30–16:00 | £75**

In this fun, lo-fi class you will learn how to prepare and coat a Perspex plate, and make a design for your print using watercolours, brushes, and watercolour pencils. You will then transfer your design onto the dampened and prepared paper, using a printing press.



### **Introduction to Digital Photography**

**Sat 30 & Sun 31 August (Two-day course)**

**12:00–17:00 | £195 (£180)**

Unlock the creative potential of your camera and take control of your photos. This two-day course will explain the benefits of learning how to adjust your camera settings to suit different environments. Learn how to achieve correct exposure, improve your colours, and much more.



Book online at [www.dca.org.uk](http://www.dca.org.uk) or call on **01382 213 610**

### Introduction to Lino Cutting

Sun 31 August (One-day workshop)

10:30–17:30 | £130 (£115)

Catering to people who would like to learn the basic stages of lino cutting, this is a great course for beginners. Learn how to use specialist tools to create intricate hand-carved blocks, which will then be printed using a vintage press to create your own lino prints to take home.



### Screen Printing (Intermediate)

Starts Wed 3 September (Four-week course)

18:00–20:30 | £195 (£180)

Develop your screen printing skills using photographic techniques and power-assisted screen printing tables. This course is for those who have completed Introduction to Screen Printing or similar and covers all aspects of how to construct a screenprint using images from photo stencils.



### Aquatint Etching

Starts Thu 4 September (Three-week course)

18:00–20:30 | £130 (£115)

Learn how to apply hand-painted tonal marks to metal etching plates using aquatinting techniques. An ideal follow up class for those who have already completed Introduction to Etching, or for artists looking to refresh their intaglio skills.



### Adobe Illustrator

Starts Thu 4 September (Four-week course)

18:00–20:30 | £195 (£180)

Used by creatives right across the art and design industries, Illustrator is one of Adobe's most adaptable software packages. In this course you will be taught by an experienced graphic designer on how to create designs for either print or screen, using the many applications Illustrator has to offer.




### Kitchen Darkroom Photography

Sat 6 September (One-day workshop)

12:00–16:00 | £75

In this lo-fi workshop, you'll learn how to make experimental, abstract images. Known as 'chemigrams', these lie somewhere between photography and painting. This process involves using light-sensitive paper, photographic chemicals and household products to create your images.




### Wood Engraving

Starts Tue 9 September (Four-week course)

18:00–20:30 | £195 (£180)

Join expert wood engraver Beth Robertson and learn how to work with this beautiful form of printmaking that uses fine engraving tools to create intricately detailed designs. Create images by cutting into the surface of the end grain of box, lemon or cherry wood.



## Introduction to Letterpress

Sat 13 September (One-day workshop)

10:30–17:30 | £130 (£115)

Learn the basics of setting moveable wooden and metal type, and using Adana, Quarto and Albion presses to print your own verses. We'll take you through all the different stages, from hand-setting type and locking into a frame for printing to how to identify problems and find suitable remedies.



## Reduction Lino Printing

Sat 20 & Sun 21 September (Two-day course)

10:30–17:30 | £195 (£180)

Explore a variety of methods to produce single and multiple colour prints. This course will cover use of tools, equipment and techniques for both reduction and multi-block printing. Transfer your design onto a lino block and then print it using oil-based inks and a Victorian relief printing press.



## Black and White Photography: Darkroom for Beginners

Sat 20 & Sun 21 September (Two-day course)

12:00–17:00 | £195 (£180)

Learn how to process your black and white film, make contact sheets and explore black and white printing in a traditional darkroom. Bring an exposed film with you and our expert tutor will teach you all the stages of film development.



## Japanese Woodblock Printing

Sat 27 & Sun 28 September (Two-day course)

10:30–17:30 | £195 (£180)

Step back in time into the intriguing world of Japan's Edo Period and gain an insight into the mysteries of 'Ukiyo-e' woodblock prints with artist Campbell Sandilands. Learn how to prepare and cut woodblocks and use them to create your own prints.

