

DISCOVERY FILM FESTIVAL

Scotland's International Film Festival
for Young Audiences



Teachers' Resource Pack: **Shorts For Wee Ones 2023 – The Turnip**

Early Years and First Level | Created by Mhairi Kettles

Discovery Film Festival: Sat 21 October – Sun 5 November 2023

DCA
Dundee Contemporary Arts

DUNDEE
ONE CITY, MANY DISCOVERIES

CREATIVE LAND SCOT
ALBA | CHRUTHACHAIL

discoveryfilmfestival.org.uk

© Dundee Contemporary Arts 2023
With support from the DCA Cinema and Learning teams



Introduction

Discovery Learning Resources give you exciting classroom activities to enhance Curriculum for Excellence delivery.

They are created by classroom teachers and education professionals.

Each resource aims to:

- support and extend working with film in the classroom
- help prepare teachers for a class visit to a Discovery Film Festival film and to extend the impact of that visit for delivery of CfE
- develop confidence in Moving Image Education approaches and working with 21st Century Literacy/moving image texts

Each resource is free and available to download from:
<http://www.discoveryfilmfestival.org.uk/resources>:

The Turnip (Naeris)

Dirs: Piret Sigus, Silja Saarepuu

Estonia 2022 / 7m 12s

No dialogue

Activity 4: **Expressive Arts (Art)**
Exploring Colour and Texture

The beautiful images in the film show various colours and textures. The humans and animals above ground are shown in black and white with the animals below in bright colours. Discuss the following with the children:

- Why do you think the creators have chosen to do this?
- What do the images look like?
- How have they been created?

Children can create their own creatures using various textures, fabric scraps, materials, loose parts, and junk modelling.



*I have the freedom to discover and choose ways to create images and objects using a variety of materials. **EXA 0-02a***

*I have the opportunity to choose and explore a range of media and technologies to create images and objects, discovering their effects and suitability for specific tasks. **EXA 1-02a***

*I enjoy experimenting with a range of textiles. **TCH 0-04b***

*I am developing and using problem solving strategies to meet challenges with a food or textile focus. **TCH 1-04c***

Activity 5: **Creating Text**



The film ends with the turnip flying into the air!

Ask children to think, pair, share ideas for what will happen next and add key words to the board as a word bank.

Children can use the templates to draw what happens next and write a sentence, or more.

Discuss features, such as layout, interesting vocabulary, punctuation, making sure it makes sense

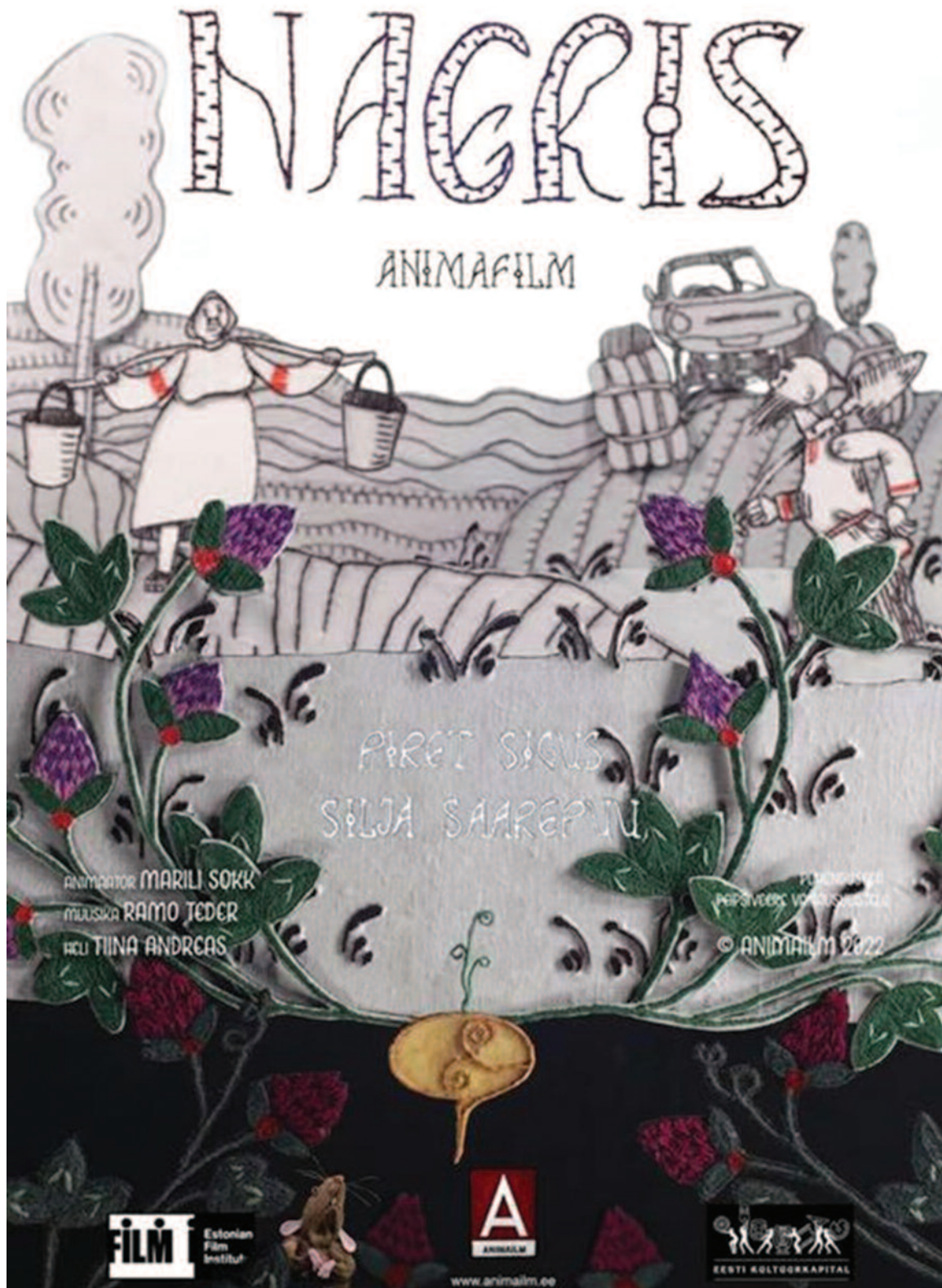
*I enjoy exploring and working with foods in different contexts. **TCH 0-04a***

*I can use a range of simple food preparation techniques when working with food. **TCH 1-04a***



*Within real and imaginary situations, I share experiences and feelings, ideas and information in a way that communicates my message. **LIT 0-26a***

*By considering the type of text I am creating, I can select ideas and relevant information, organise these in a logical sequence and use words which will be interesting and/or useful for others. **LIT 1-26a***




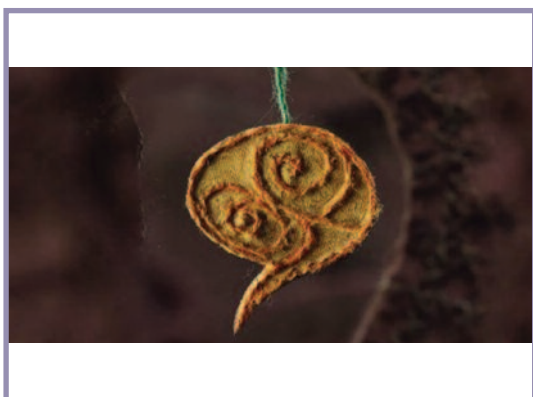

Activity 1 and 2 **The Poster**



Activity 3 **Sequencing Images (In order)**



Activity 3 Sequencing Images (Not in order)





Activity 5 **What Happens Next?**



Empty rounded rectangular box for a title or short answer.

Large empty rounded rectangular box for writing a story or answer.

Four horizontal lines for writing.





Activity 5 **What Happens Next?**



Empty rounded rectangular box for a short response.

Large empty rounded rectangular box for a longer response.

Eight horizontal lines for writing.





Activity 5 **What Happens Next?**

[Empty rounded rectangular box for a title or subtitle]

Equipment:

[Empty rounded rectangular box for listing equipment]

Ingredients:

[Empty rounded rectangular box for listing ingredients]



Method:

[Eight horizontal lines for writing the method]



